

NVR-B3601.31.57.220424 Release Notes

Zhejiang Uniview Technologies Co., Ltd.

NVR-B3601.31.57.220424 Release Notes

Keywords: Version information, usage notes, precautions.

Abstract: This document provides information about the **NVR-B3601.31.57.220424** board software, including version information, usage notes, precautions, and features.

Acronym

Acronym	Full Name
NVR	Network Video Recorder

Contents

1 Version Information	3
1.1 Version Number	3
1.2 Applied Product Models	3
1.3 Release History	4
2 Usage Notes	5
3 Software Features	5
4 Version Change Description	5
4.1 Feature Change Description	5
4.2 Operation Change Description	8
4.3 Solved Issues	8
5 Related Documents and Delivery Method	8
6 Version Upgrade Guidance	9
6.1 Precautions	9
6.2 Upgrade Procedure	9
6.3 Upgrade Through the System Interface	9
6.4 Upgrade Through the Web Interface	10

1 Version Information

1.1 Version Number

NVR-B3601.31.57.220424

1.2 Applied Product Models

Table 1 Applied Product Models

Product Models	Description
NVR302-32S	2 slots, 32-ch, H.264 and H.265, 4K ultra HD.
NVR304-16S	4 slots, 16-ch, H.264 and H.265, 4K ultra HD.
NVR304-32S	4 slots, 32-ch, H.264 and H.265, 4K ultra HD.
NVR304-09S	4 slots, 9-ch, H.264 and H.265, 4K ultra HD.
NVR301-04X	1 slots, 4-ch, H.264 and H.265, 4K ultra HD.
NVR301-08X	1 slots, 8-ch, H.264 and H.265, 4K ultra HD.
NVR301-16X	1 slots, 16-ch, H.264 and H.265, 4K ultra HD.
NVR301-08LX-P8	1 slot, 8-ch, 8 PoE interfaces plastic shell NVR , H.264/H.265 and 4K ultra HD.
NVR301-08X-P8	1 slot, 8-ch, 8 PoE interfaces , H.264/H.265 and 4K ultra HD.
NVR301-04LX-P4	1 slot, 4-ch, 4 PoE interfaces plastic shell NVR , H.264/H.265 and 4K ultra HD.
NVR301-04X-P4	1 slot, 4-ch, 4 PoE interfaces , H.264/H.265 and 4K ultra HD.
NVR302-08S2-P8	2 slot, 8-ch, 8 PoE interfaces , H.264/H.265 and 4K ultra HD.
NVR302-16S2-P16	2 slot, 16-ch, 16 PoE interfaces , H.264/H.265 and 4K ultra HD.
NVR301-16LX-P8	1 slot, 16-ch, 8 PoE interfaces plastic shell NVR , H.264/H.265 and 4K ultra HD.
NVR301-04E2-P4	1 slot, 4-ch, 4 PoE interfaces , H.264/H.265 and 4K ultra HD.
NVR301-08E2-P8	1 slot, 8-ch, 8 PoE interfaces , H.264/H.265 and 4K ultra HD.
NVR301-16E2-P8	1 slot, 16-ch, 8 PoE interfaces , H.264/H.265 and 4K ultra HD.
NVR301-08LE2-P8	1 slot, 8-ch, 8 PoE interfaces plastic shell NVR , H.264/H.265 and 4K ultra HD.
NVR301-16LE2-P8	1 slot, 16-ch, 8 PoE interfaces plastic shell NVR , H.264/H.265 and 4K ultra HD.
NVR301-04LE2-P4	1 slot, 4-ch, 4 PoE interfaces plastic shell NVR , H.264/H.265 and 4K ultra HD.
NVR301-04E2	1 slots, 4-ch, H.264 and H.265, 4K ultra HD.
NVR301-08E2	1 slots, 8-ch, H.264 and H.265, 4K ultra HD.
NVR301-16E2	1 slots, 16-ch, H.264 and H.265, 4K ultra HD.
NVR304-16S-P16	4 slot, 16-ch, 16 PoE interfaces , H.264/H.265 and 4K ultra HD.
NVR304-32S-P16	4 slot, 32-ch, 16 PoE interfaces , H.264/H.265 and 4K ultra HD.

NVR302-09S2	2 slots, 9-ch, H.264 and H.265, 4K ultra HD.
NVR302-16S2	2 slots, 16-ch, H.264 and H.265, 4K ultra HD.

1.3 Release History

Table 2 Released Versions

Version No.	Basic Version No.	Released On
NVR-B3601.31.57.220424	NVR-B3601.31.55.220402	2022-04-24
NVR-B3601.31.55.220402	NVR-B3601.31.51.220121	2022-04-08
NVR-B3601.31.51.220121	NVR-B3601.31.46.211227	2022-01-27
NVR-B3601.31.46.211227	NVR-B3601.31.31.211210	2021-12-29
NVR-B3601.31.31.211210	NVR-B3601.31.30.211123	2021-12-10
NVR-B3601.31.30.211123	NVR-B3601.30.27.211105	2021-12-03
NVR-B3601.31.27.211105	NVR-B3601.30.6.210828	2021-11-09
NVR-B3601.30.10.211011	NVR-B3601.30.6.210828	2021-10-18
NVR-B3601.30.6.210828	NVR-B3601.29.63.210628	2021-08-28
NVR-B3601.29.63.210628	NVR-B3601.29.56.210512	2021-06-28
NVR-B3601.29.56.210512	NVR-B3601.29.54.210425	2021-05-12
NVR-B3601.29.54.210425	NVR-B3601.29.53.210416	2021-04-25
NVR-B3601.29.53.210416	NVR-B3601.29.49.210319	2021-04-16
NVR-B3601.29.49.210319	NVR-B3601.29.44.210226	2021-03-19
NVR-B3601.29.44.210226	NVR-B3601.29.43.210205	2021-02-26
NVR-B3601.29.43.210205	NVR-B3601.28.50.201120	2021-02-05
NVR-B3601.28.50.201120	NVR-B3601.28.47.201023	2020-11-20
NVR-B3601.28.47.201023	NVR-B3601.28.45.200807	2020-10-23
NVR-B3601.28.45.200807	NVR-B3601.28.41.200723	2020-08-07
NVR-B3601.28.41.200723	NVR-B3601.28.36.200513	2020-07-23
NVR-B3601.28.36.200513	NVR-B3601.28.30.200423	2020-05-13
NVR-B3601.28.30.200423	NVR-B3601.28.26.200319	2020-04-23
NVR-B3601.28.26.200319	B3605P10	2020-03-18
B3605P10	B3603P10	2019-12-12
B3603P10	B3602P40	2019-09-27
B3602P40	B3602P36	2019-08-21
B3602P36	B3602P30	2019-07-29
B3602P30	B3602P26	2019-07-02
B3602P26	B3602P25	2019-06-15

B3602P25	B3602P21	2019-06-03
B3602P21	B3602P15	2019-03-11
B3602P15	B3602P11	2019-02-27
B3602P11	Initial release	2019-01-18

2 Usage Notes

None.

3 Software Features

Table 3 Software Features

Service	Feature
Audio and video decoding	H.264/H.265 video compression, 4K ultra HD, up to 16Mbps bit rate.
Data storage	Local storage of recordings in hard disk(s).
Web-based management	Web-based user interface for device configuration and management.

4 Version Change Description

4.1 Feature Change Description

Table 4 NVR-B3601.31.30.211123 Feature Changes

Item	Feature	Description
Newly added features	Persistent WebSocket connections with upper platform	NVR can initiate WebSocket connections over SSL/TLS with an upper platform (EZCloud or third-party platform) to achieve bi-directional signaling communication based on the WSS.
	WEB plugin 3.0	The new Web plugin supports a variety of new browser versions and provides better performance in supporting multi-channel and high-resolutions.
	Front-end people flow counting and crowd density monitoring	Supports the connection of IPCs capable of people flow counting and crowd density monitoring, supports the configuration of people flow counting and crowd density monitoring, the search and export of people flow counting statistics.
Improved features	Dahua IPC activation	NVR can activate Dahua IPC automatically.
	Added alarm input channel name	The alarm input page added the configuration of alarm input channel name.
	Uniform password mechanism on IPC and NVR	IPC and NVR have uniformed the password mechanism and extended password length to 32 bits.
Deleted features		

Table 5 NVR-B3601.29.43.210205 Feature Changes

Item	Feature	Description
Newly added features	Remote access of IPC	Support remote access to IPC over WAN on the NVR's Web interface.
	Snapshot	Support snapshot.
	Change IPC password	Support changing the password of IPC in batches. Support changing the password of IPC when changing the password of NVR.
	USB wireless network adapter	Support connecting USB wireless network adapter.
	POS	Support POS OSD in playback on the Web interface.
	One-click collect diagnosis info	Support exporting NVR diagnosis information, IPC diagnosis information and operation logs with one click.
	LPR alarm	Support pushing LPR alarms so that the alarms can be received on the app side.
	ISW Management	Support ISW Management.
	Perimeter protection camera	Supports connecting deep learning perimeter protection IPCs, which feature intrusion detection, cross line detection, enter area and leave area detection.
	Supports front-end Smart Intrusion Prevention (SIP)	Supports connection of SIP-enabled IPC, supports configuration, smart preview and search.
	Arming scheduling for SIP and human body detection	Supports synchronizing arming schedules for smart intrusion prevention and human body detection to IPC.
Improved features	On-screen watermark descriptions	Added watermark descriptions on the screen.
	Playback thumbnail	Support displaying playback thumbnail when hovering the mouse cursor over the timeline for a certain time in playback page.
	Playback operation	Support quick skipping to the earliest recording in playback page.
	OSD	Add camera ID in live view page.
	FTP username	The length of FTP username changes from 15 characters to 64 characters.
	Ease of use of intelligent functions	Support saving preview mode after device is restarted.
	Backup file name	The file name of recording backup exported on the local interface are same with that on the Web interface.
	Multi-NVR networking	In a network environment with multiple NVRs, add the status of IPC being managed by other NVR.
	Improved VIID upstream performance	The speed of image uploading via VIID reaches 60 images per second.
Deleted features	256 bytes for RTSP	Supports 256-byte RTSP URL.
	LPR	Add license plate recognition display page.
	Face recognition	Support adding face snapshots to face library.
	LPR	Whitelist/blacklist vehicle plate recognition.
	GA/T1400	Upload face & plate snapshots to VMS.
Video&Image DB	Vehicle license plate recognition and search.	

Item	Feature	Description
	(Phase 1)	
	Face recognition (phase I)	Used with USB intelligent analysis device to provide blacklist and whitelist functions. Only 4 Series –B model supports this function.

Table 6 NVR-B3601.28.26.200319 Feature Changes

Item	Feature	Description
Newly added features	Mask detection	Support alarm and configuration of mask detection cameras.
	Separate camera name and it's OSD	Support syncing camera name (up to 40 characters) to its OSD name. The sync function is enabled by default.
	Improved error message in preview page	More detailed messages such as incorrect password and network error are displayed in preview page, so that user experience improved.
	Support disabling third stream audio	Support disabling third stream audio and copying audio settings to multiple channels.
	Connect video doorbell	Support video doorbell, which, when connected to the app via an NVR, doorbell calling alarm can be received both on the NVR and the app.
	H.265	Auto switch to H.265 when first connected is enabled by default.
	Live view without plug-in	Live view is available without plug-in on the Web interface.
	LPR	Add license plate recognition display page.
	New local interface	New local GUI; New interaction design in wizard, channel configuration, playback and VCA.
	Retrieve password	Retrieve password by email and mobile client.
	Preset patrol	Up to 32 presets are allowed for one preset patrol.
	Playback in main stream	Playback in standard definition automatically switches to main stream for a maximized window.
	Separate permissions	Separate channel live view and audio permissions.
	Alarm configuration	Add human body detection.
	Improve switching performance when maximizing/restoring window	For connected Topsee cameras, live video starts quickly when maximizing or restoring window.
	Face recognition	Support adding face snapshots to face library.
	LPR	Whitelist/blacklist vehicle plate recognition.
	Heat map	Support heatmap statistics and export.
	GA/T1400	Upload face & plate snapshots to VMS.
	Add device without account	Scan to add NVR on app without cloud account.
	Onvif	Support Profile S.
	Pattern unlock	Support drawing pattern to unlock.
Alarm push notification	Push alarm notification traversing NAT.	
Web maintenance	Add net detection & network flow.	
Auto add IPC	Automatic search and add IPC for 1-SATA NVR with zero configuration.	

Item	Feature	Description
	GDPR	Add GDPR privacy statement.
	Video&Image DB (Phase 1)	Vehicle license plate recognition and search.
	Alarm report	Alarm report in non-subscribe mode, with configuration added on local interface.
	Multicast	Add uplink RTSP multicast function
Improved features	Improved playback	Support setting skip interval for forwarding and rewinding playback.
	Improved storage settings	Support encoding settings of third stream, and more Storage Mode options, so that solve the problem that camera with no third stream cannot play back in SD mode.
	Save password	Support saving password.
	Improved PTZ presets	Configurable PTZ preset name.
	Improved live view startup speed	IPC live view starts up quickly.
	POS	Supports AVE protocol. Changed the Start Before setting to 5sec on POS playback page and added a refresh button.
	U-Code	U-Code configuration for sub and third streams.
	VCA alarm	Added object left behind and removal alarms
	APP collaboration	Improves image display speed on APP.
	Playback	Supports 32x playback on VMS-B200
	CDN (RTMP)	Added channel-based CDN configuration
Deleted features	Prompt to change password	Added a message prompting user to change temporary password
	Device connection	Supports adding channels in batch via RTSP
Deleted features	3G/4G	Support 3G/4G SIM card.

4.2 Operation Change Description

None

4.3 Solved Issues

None

5 Related Documents and Delivery Method

Table 7 Related Document List

Manual Name	Manual Version	Delivery
Network Video Recorders Quick Guide	V1.00	Deliver with device.

6 Version Upgrade Guidance

6.1 Precautions

- This software system includes a software program mirror (Program.bin). Before you start upgrade, please back up configuration data through the system or Web interface in case the upgrade fails.
- Maintain proper network connection and power supply during the upgrade.

6.2 Upgrade Procedure

The version can be upgraded through the system interface and the Web interface, both support cloud upgrade.

6.3 Upgrade Through the System Interface

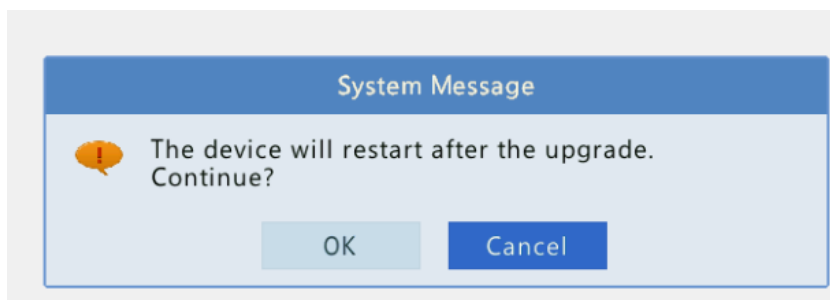
The system interface provides two options for upgrading the system software: local upgrade using a USB drive and cloud upgrade.

1. Local upgrade

Before you start, copy the correct upgrade file to the root directory of the USB drive.

- (1) Plug the USB drive into the USB interface on the NVR.
- (2) Log in to the system interface as “admin”.
- (3) Click **Maintain > Upgrade**.
- (4) Click **Upgrade**, select the upgrade file from the drop-down list, and then click **Upgrade**. A prompt message appears.
- (5) Click **OK**.

Figure 1 Prompt Message



- (6) The NVR will restart automatically when the upgrade is completed.

2. Cloud upgrade

Before you start, check that the NVR is correctly connected to the public network.

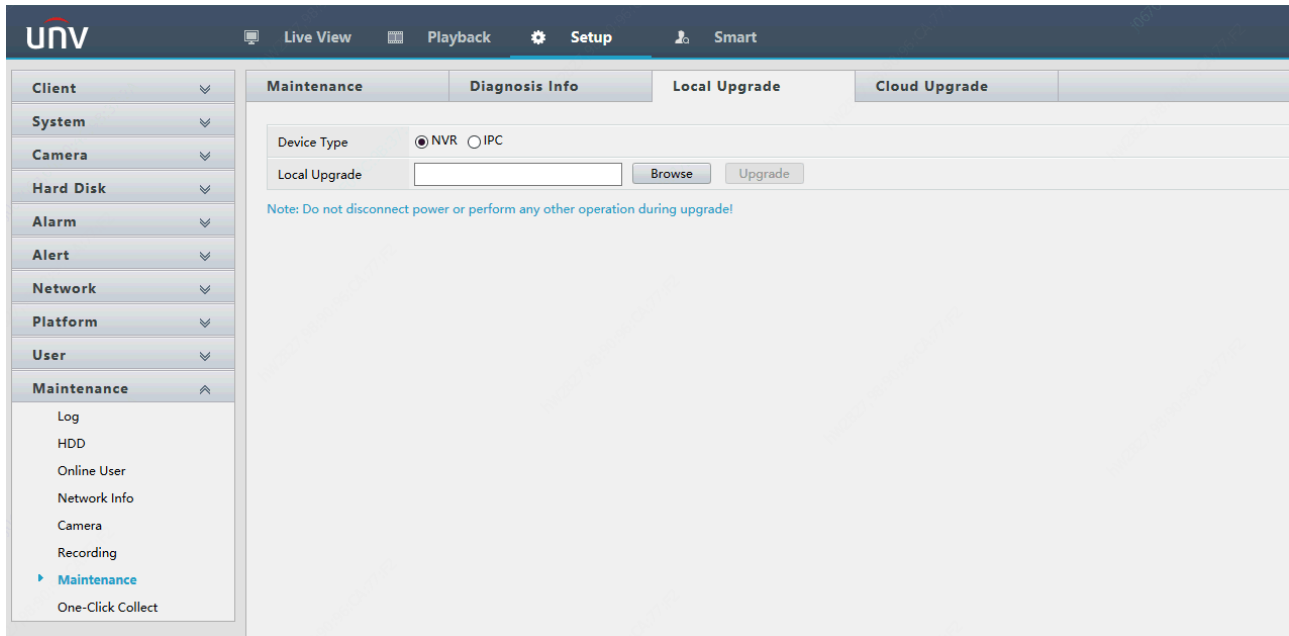
- (1) Click **Maintain > Upgrade**, and then click **Check** to check for the latest version.
- (2) Click **Upgrade** after a newer version is detected.

6.4 Upgrade Through the Web Interface

Perform the following steps to upgrade through the Web interface:

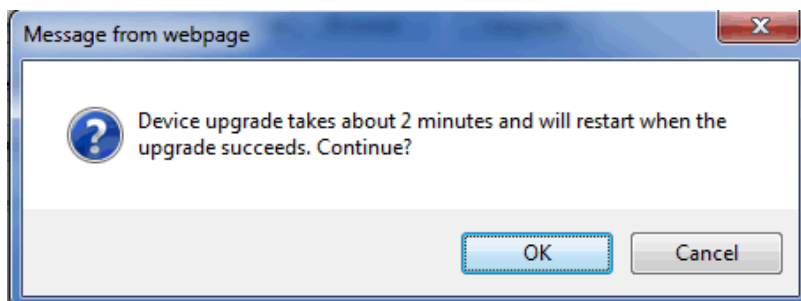
- (1) Log in to the Web interface as “admin”.
- (2) Click Maintenance > Maintenance > Upgrade.

Figure 2 System Maintenance



- (3) Click **Browse** right to the **Upgrade** field, select the **Program.bin** file to upgrade, and then click **Upgrade**.
- (4) If the NVR is connected to the public network, you may also click **Check** to perform a cloud upgrade. If a newer version is detected, a prompt message will appear. Click **OK** to start upgrade.

Figure 1 Prompt Message



- (5) The NVR will restart automatically when the upgrade is completed.

Version Upgrade Disclaimer

1. By setting or installing this program in any way you agree to all of the following terms and conditions. Your downloading or using the program means you acknowledge your full understanding and acceptance of the following terms and conditions. If you do not agree to any of the following terms, you shall not use the program and you must cease installing and delete the program immediately.
2. The upgrade program is only applicable to the intended regions and product models. Before upgrade or update, please read the release notes carefully to make sure the program is applicable to your region and product model. You will be fully liable and responsible for all the consequences of device abnormality and related maintenance costs caused by your improper operations.
3. Uniview owns or is legally authorized to own all rights and IPRs (Intellectual Property Rights) of the program and the supplied release notes.
4. Software upgrades are for the optimization of product functions and do not mean there is defect.
5. You must strictly follow instructions in the release notes during the upgrade process, otherwise you are responsible for the possible consequences and related maintenance costs.
6. You shall not engage in any of the following activities, otherwise you would be liable for infringement and responsible for any adverse consequences arising therefrom.
 - 6.1 Copy the program (exclude the reasonable and necessary copies for internal backups);
 - 6.2 Exclude this statement when using the program or transfer the program to any third party;
 - 6.3 Modify the program or its derivatives;
 - 6.4 Reverse engineer, decompile or disassemble this program.
7. The program is only intended for authorized users. Its architecture, organization and source code are valuable trade secrets and confidential information owned by Uniview and its authorized parties. You agree not to provide or disclose any confidential information contained in or derived from the software to any third party. No part of this document may be excerpted, reproduced, or distributed in any form by any entity or individual without written consent from our company.